



SLB-4452 FLANGE LUBE INSTALLATION

(For GE Steerable Trucks)



Left Sand Bracket as mounted on truck frame.



Mounting holes on top of Sand Bracket.




Reinforcing Plate bolts and square washers to fasten to Sand Bracket.



Locate Reinforcing Plate to the outside of the Sand Bracket - as shown.



From inside of Sand Bracket insert bolt and square washers.



Reinforcing Plate completely bolted to Sand Bracket.



Secure SLB-4452 Magazine to top of Sand Bracket using supplied hardware.



Align SLB-4452 magazine to wheel.



Finished assembly of SLB-4452 - left side kit shown.